

RECENT AUCTION STATISTICS

We are not getting rid of traditional real estate, rather we are providing a new innovative personalized solution. Our auction platform steers away from distressed homes and works with your everyday home up to luxury houses.

AUCTION OVERVIEW



1,436

TOTAL PROPERTIES LISTED

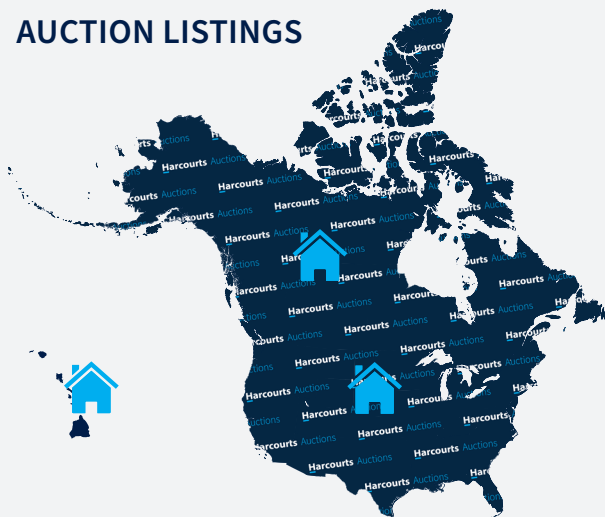


1,278

PROPERTIES SOLD

MARKET EXPOSURE

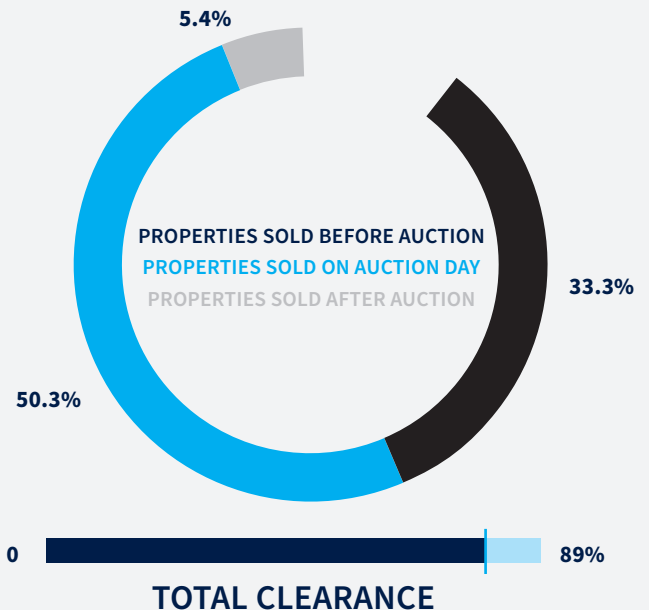
AUCTION LISTINGS



AVERAGE DAYS ON THE MARKET

36 DAYS

3 STAGES AUCTION PROCESS




**TYPES OF
PROPERTY**

EXPIRED TRADITIONAL LISTINGS
CONVERTED TO AUCTION



NEW TO MARKET LISTINGS
LISTED AS AUCTION



91%
PRIMARY
RESIDENCE




VS



9%
INVESTMENT
PROPERTY

0%

DISTRESSED, FORECLOSURE, REO,
BANK OWNED PROPERTY



**AUCTION
ACTIVITY**



AVERAGE NUMBER OF
SHOWINGS THROUGH AN
AUCTION PROPERTY

98%

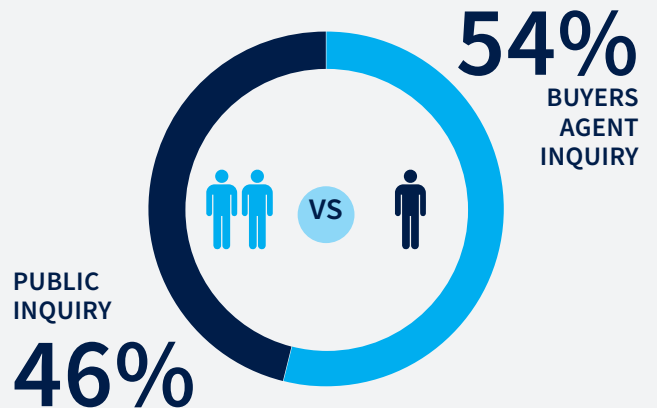
PROPERTIES WHICH
RECEIVE OFFERS
BEFORE AUCTION DAY



APPROXIMATELY

+63%

MORE SHOWINGS THAN
TRADITIONAL LISTING



**AUCTION
PERCEPTION**



90%

PEOPLE WHO WOULD RESEARCH
AN AUCTION PROPERTY BEFORE
A TRADITIONAL LISTING

REASONS QUOTED:

- PERCEPTION OF GETTING A DEAL
- DEADLINE FOR SALE DATE
- HEARD ABOUT THE HARCOURTS AUCTION PROCESS

NUMBERS



28.3%

INCREASE

BIDDING TO START FROM PRICE
VERSUS FINAL SALE PRICE